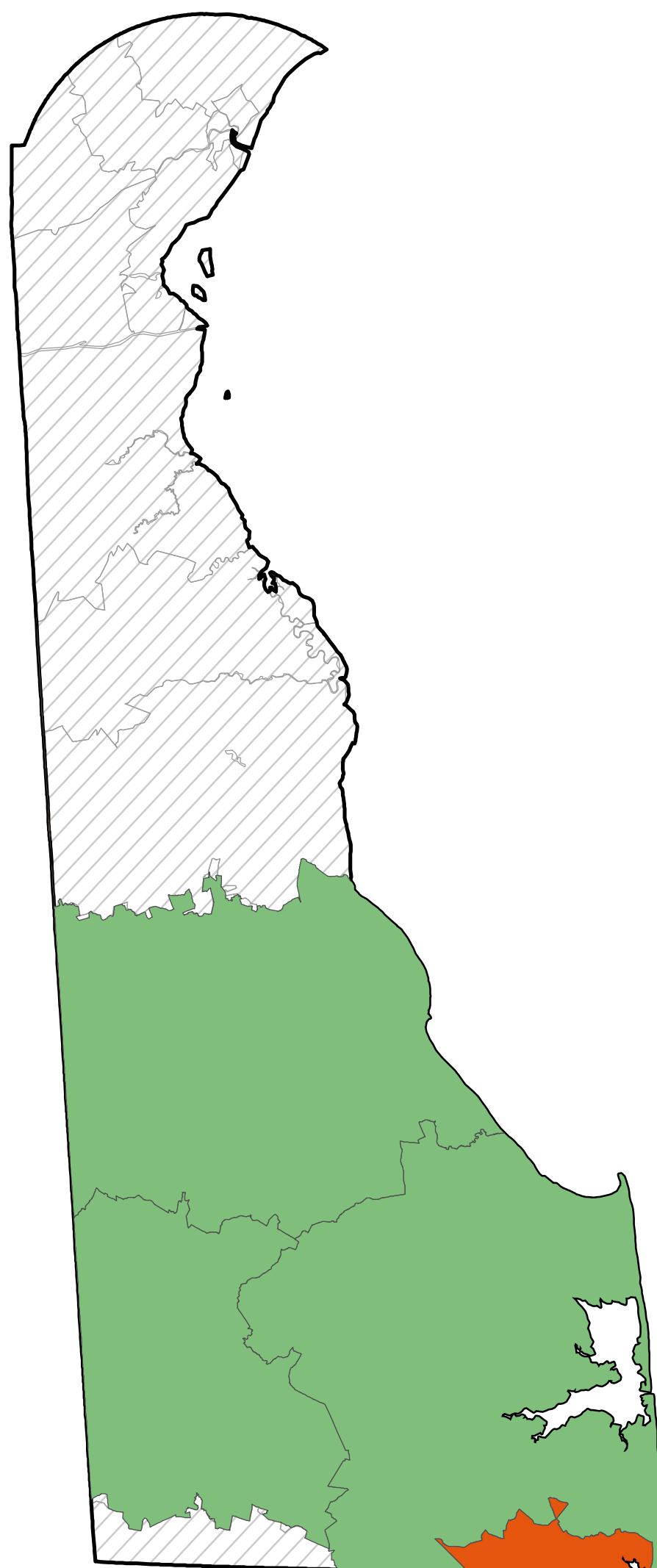




# Population and Health-Resource Classification

## Delaware Rural Primary Care Service Areas (PCSAs)



0 5 10 20 Miles

Not Defined as Rural   
 Not Classified 

Type	N (USA)	N (DE)	Facility Resources	Provider Resources	Economic Resources	Age Distribution*
1	6	--	<b>Extremely High</b>	Average	Average	Average
2	59	--	<b>Very High</b>	Average	Average	Average
3	318	--	<b>High</b>	Average	Average	Average
4	179	--	Average	<b>Very High</b>	Average	Average
5	686	3	Average	<b>High</b>	Average	Average
6	743	--	Average	<b>Low</b>	<b>High</b>	Average
7	574	--	Average	Average	<b>High</b>	<b>Low</b>
8	364	1	Average	Average	Average	<b>High</b>
9	771	--	Average	Average	<b>Low</b>	Average
10	319	--	Average	Average	<b>Low</b>	<b>Low</b>

\* Age distribution is a composite measure based on population proportion age 65 and over and under age 18. "High" means a larger proportion age 65 and over and lower proportion under age 18. "Low" means a lower proportion age 65 and over and higher proportion under age 18.