


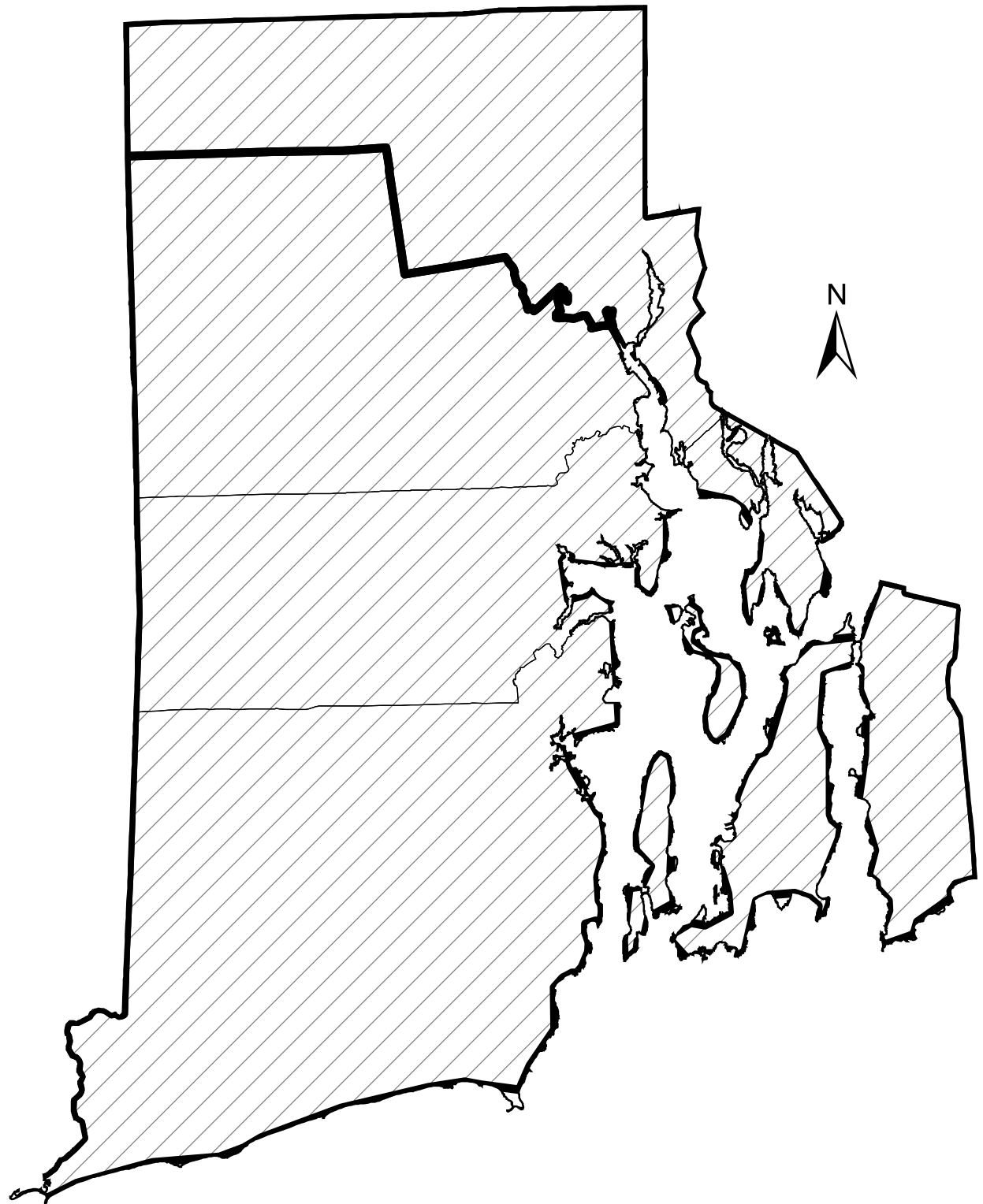

# Percent of Eligible Nonmetropolitan Medicare Beneficiaries Enrolled in Medicare Advantage in Rhode Island, December 2009

## Percent Enrolled By County



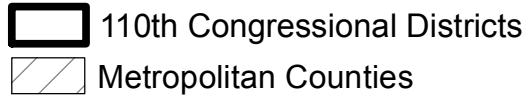
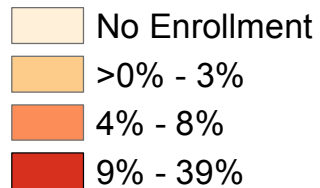
Source of data: Centers for Medicare and Medicaid Services (CMS) data, as of December 2009.

Produced by: RUPRI Center for Rural Health Policy Analysis, 2010.  
Cartography by: Nicole Vanosdel.



# Percent of Eligible Nonmetropolitan Medicare Beneficiaries Enrolled in Private Fee For Service in Rhode Island, December 2009

Percent Enrolled By County



Source of data: Centers for Medicare and Medicaid Services (CMS) data, as of December 2009.

Produced by: RUPRI Center for Rural Health Policy Analysis, 2010.  
Cartography by: Nicole Vanosdel.

