


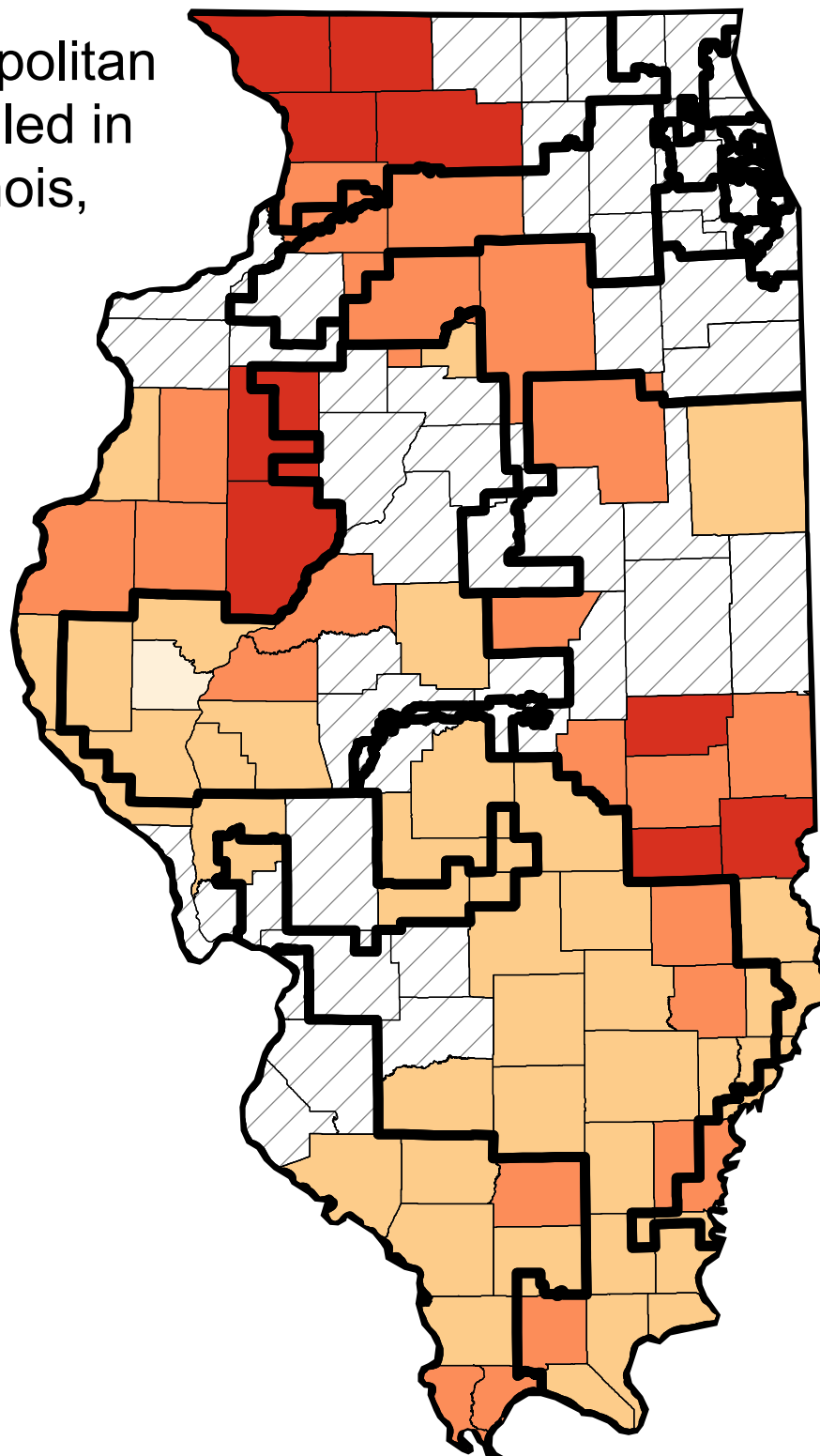
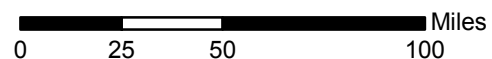
# Percent of Eligible Nonmetropolitan Medicare Beneficiaries Enrolled in Medicare Advantage in Illinois, June 2010

## Percent Enrolled By County



Source of data: Centers for Medicare and Medicaid Services (CMS) data, as of June 2010.

Produced by: RUPRI Center for Rural Health Policy Analysis, 2010.  
Cartography by: Nicole Vanosdel.



# Percent of Eligible Nonmetropolitan Medicare Beneficiaries Enrolled in Private Fee For Service in Illinois, June 2010

## Percent Enrolled By County

- No Enrollment
- >0% - 3%
- 4% - 8%
- 9% - 39%

110th Congressional Districts

Metropolitan Counties

Source of data: Centers for Medicare and Medicaid Services (CMS) data, as of June 2010.

Produced by: RUPRI Center for Rural Health Policy Analysis, 2010.  
Cartography by: Nicole Vanosdel.

0 25 50 100 Miles

