








Percent of Eligible Nonmetropolitan Medicare Beneficiaries Enrolled in Medicare Advantage in Utah, June 2010

Percent Enrolled By County

-  No Enrollment
-  >0% - 5%
-  6% - 12%
-  13% - 57%
-  110th Congressional Districts
-  Metropolitan Counties

Source of data: Centers for Medicare and Medicaid Services (CMS) data, as of June 2010.

Produced by: RUPRI Center for Rural Health Policy Analysis, 2010.
Cartography by: Nicole Vanosdel.

 Miles
0 20 40 80

