




# Percent of Eligible Medicare Non-Metropolitan Beneficiaries Enrolled in Medicare Advantage in New Hampshire, March 2013


## Legend


 113<sup>th</sup> Congressional Districts


 Metropolitan counties


Percent Enrolled by County

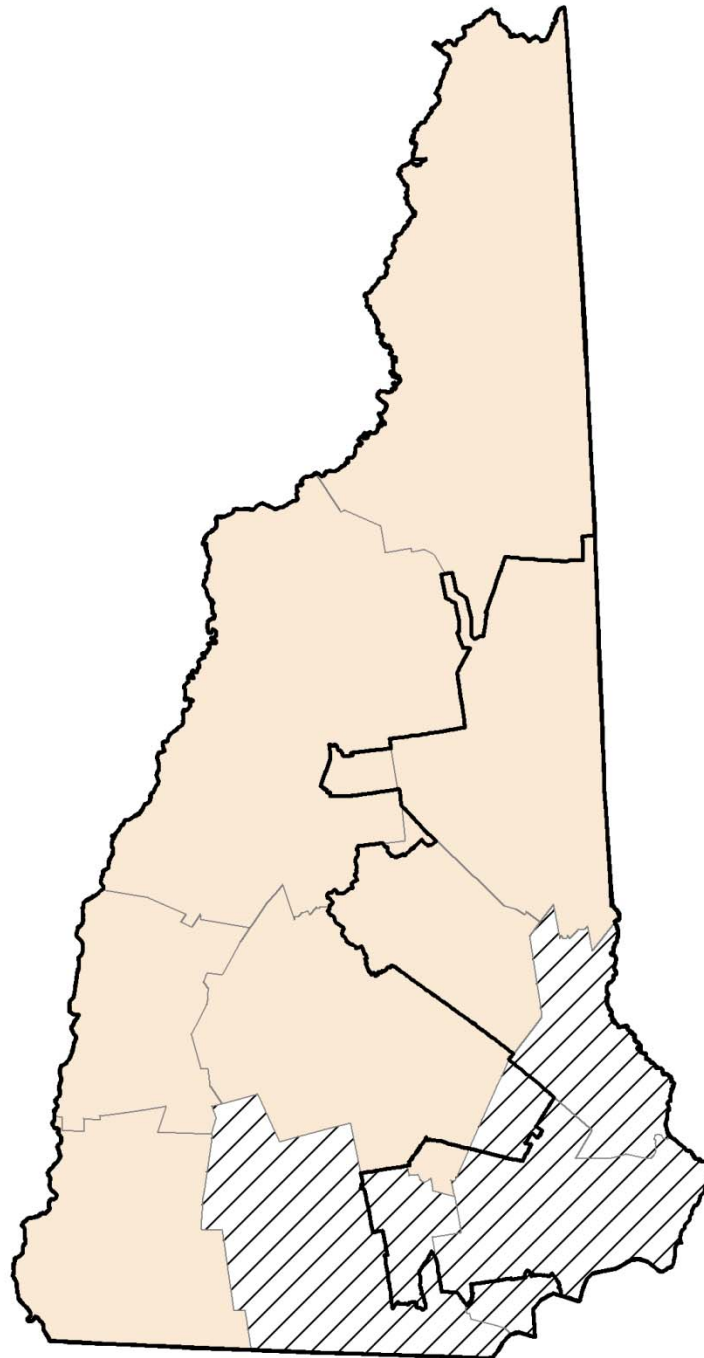
 0% - 7%

 8% - 15%

 16% - 25%

 26% - 37%

 38% - 65%



Source of data: Centers for Medicare and Medicaid Services (CMS) data, as of March 2013.

Produced by: RUPRI Center for Rural Health Policy Analysis, 2013