








Percent of Eligible Medicare Non-Metropolitan Beneficiaries Enrolled in Medicare Advantage in New Jersey, March 2015

Legend

Percent Enrolled

-  Up to 5.4%
-  5.4% - 11.9%
-  12% - 19.5%
-  19.6% - 31.7%
-  Above 31.7%

-  114th Congressional Districts
-  Metropolitan Counties

