


Percent of Eligible Medicare Non-Metropolitan Beneficiaries Enrolled in Medicare Advantage and other Prepaid Plans: Michigan, March 2020


Legend


 116th Congressional Districts


 Metropolitan counties


Percent Enrolled by County

 Less than 7.5%

 7.5% - 14.9%

 15% - 24.9%

 25% - 34.9%

 35% - 64%

Source of data: Centers for Medicare and Medicaid Services (CMS) data, as of March 2020.

Produced by: RUPRI Center for Rural Health Policy Analysis, 2020

