



Percent of Eligible Medicare Non-Metropolitan Beneficiaries Enrolled in Medicare Advantage and other Prepaid Plans: New Jersey, March 2022


Legend


 117th Congressional Districts


 Metropolitan counties


Percent Enrolled by County

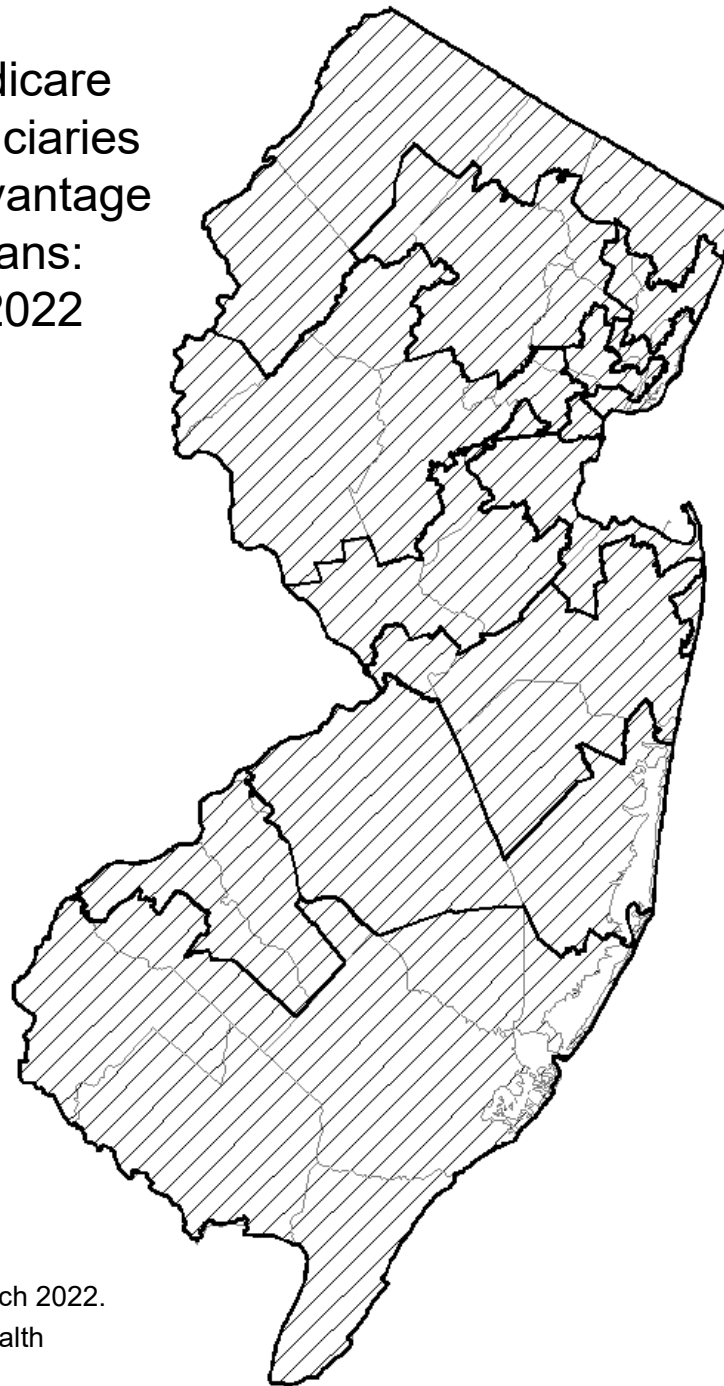
 Less than 10%

 10% - 24.9%

 25% - 34.9%

 35% - 44.9%

 45% or more



Source of data: Centers for Medicare and
Medicaid Services (CMS) data, as of March 2022.

Produced by: RUPRI Center for Rural Health
Policy Analysis, 2022