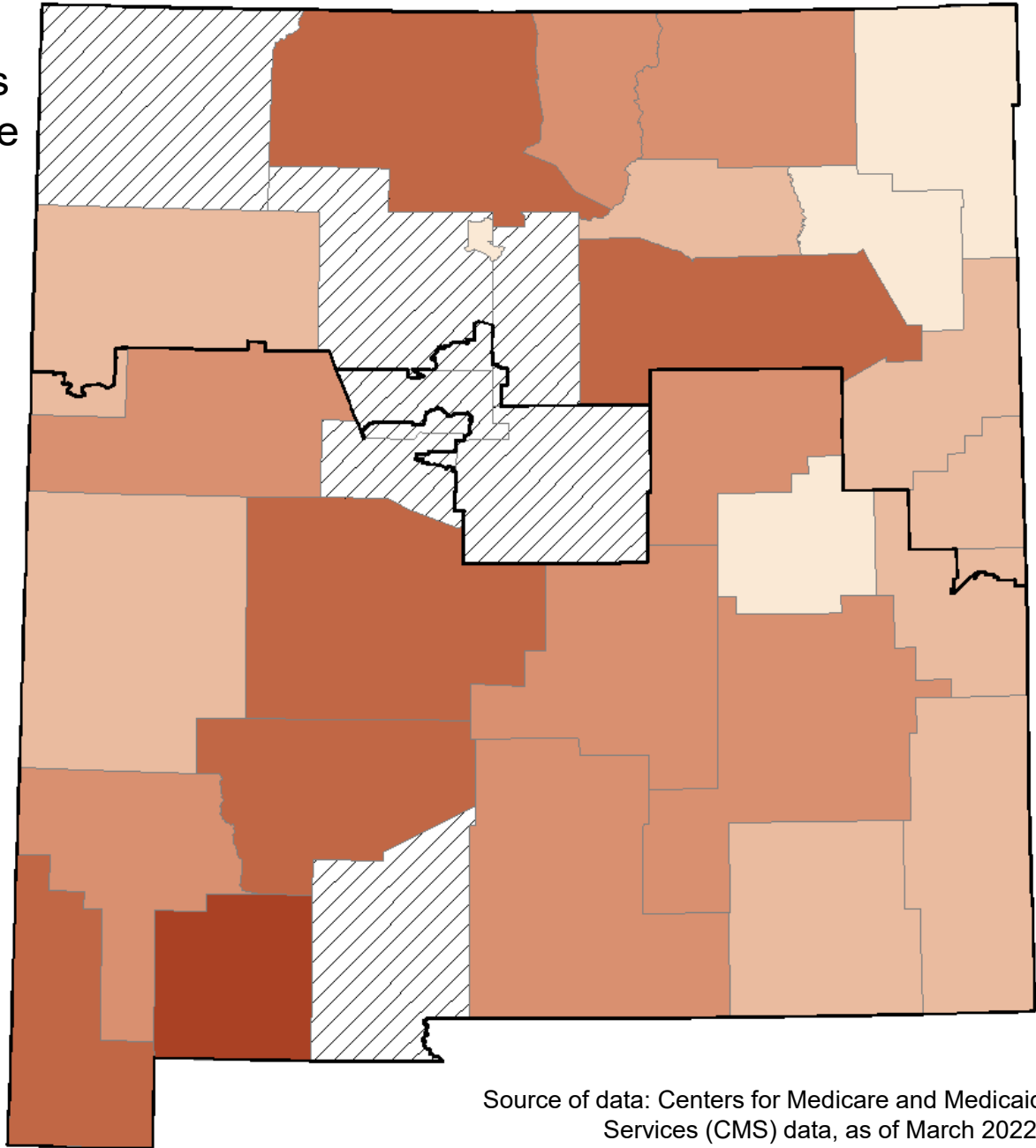









Percent of Eligible Medicare
 Non-Metropolitan Beneficiaries
 Enrolled in Medicare Advantage
 and other Prepaid Plans:
 New Mexico, March 2022



Legend

-  117th Congressional Districts
-  Metropolitan counties
- Percent Enrolled by County
 -  Less than 10%
 -  10% - 24.9%
 -  25% - 34.9%
 -  35% - 44.9%
 -  45% or more

Source of data: Centers for Medicare and Medicaid Services (CMS) data, as of March 2022.

Produced by: RUPRI Center for Rural Health Policy Analysis, 2022