



Percent of Eligible Medicare Non-Metropolitan Beneficiaries Enrolled in Medicare Advantage and other Prepaid Plans: New Jersey, March 2023


Legend


 118th Congressional Districts


 Metropolitan counties


Percent Enrolled by County

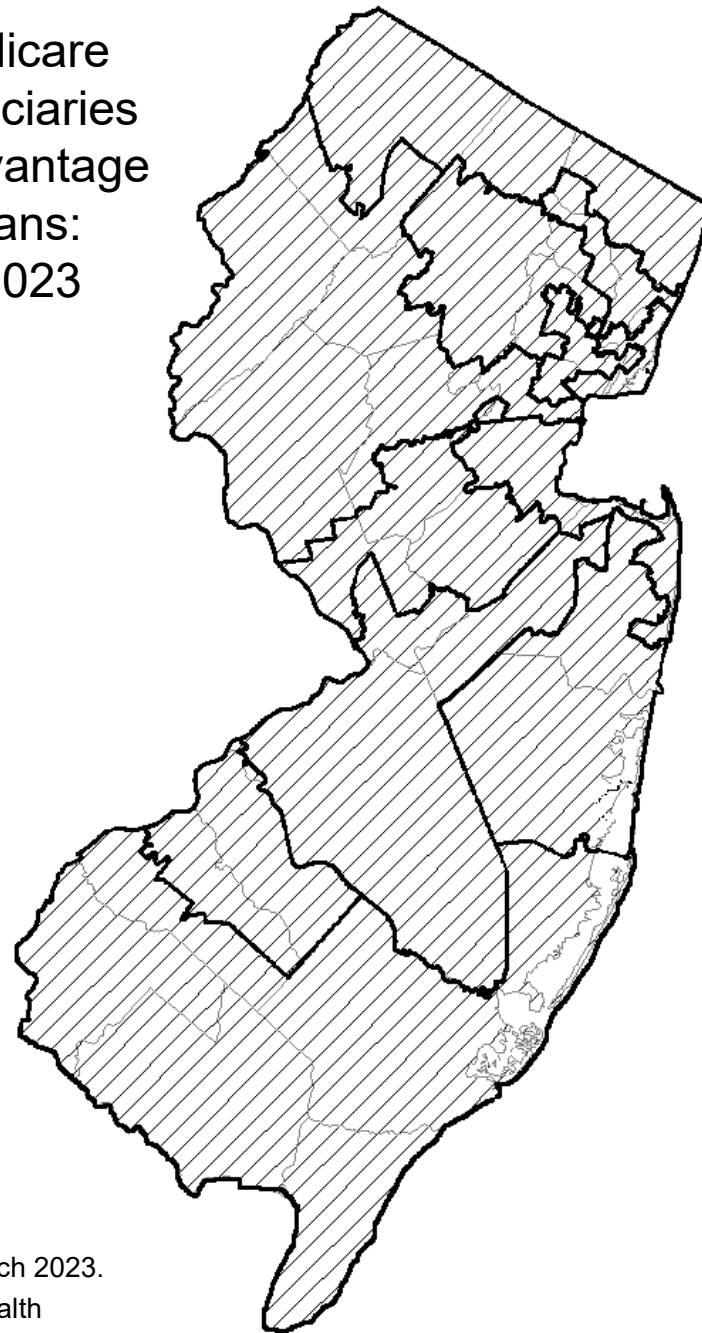
 Less than 13%

 13% - 30.9%

 31% - 49.9%

 50% - 59.9%

 60% or more



Source of data: Centers for Medicare and
Medicaid Services (CMS) data, as of March 2023.

Produced by: RUPRI Center for Rural Health
Policy Analysis, 2023