





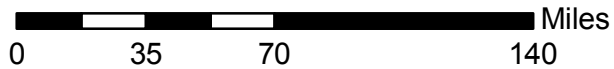


Percent of Eligible Nonmetropolitan Medicare Beneficiaries Enrolled in Medicare Advantage in Florida, September 2010

Percent Enrolled By County

-  No Enrollment
-  >0% - 5%
-  6% - 12%
-  13% - 57%
-  110th Congressional Districts
-  Metropolitan Counties

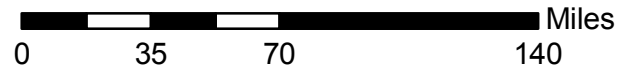
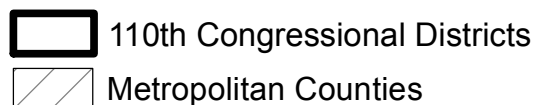
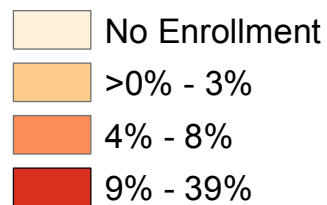


Source of data: Centers for Medicare and Medicaid Services (CMS) data, as of September 2010.

Produced by: RUPRI Center for Rural Health Policy Analysis, 2010.
Cartography by: Nicole Vanosdel.

Percent of Eligible Nonmetropolitan Private Fee For Service Enrolled in Medicare Advantage in Florida, September 2010

Percent Enrolled By County



Source of data: Centers for Medicare and Medicaid Services (CMS) data, as of September 2010.

Produced by: RUPRI Center for Rural Health Policy Analysis, 2010.
Cartography by: Nicole Vanosdel.

