







Percent of Eligible Nonmetropolitan Medicare Beneficiaries Enrolled in Private Fee For Service in Missouri, September 2010

Percent Enrolled By County

-  No Enrollment
-  >0% - 3%
-  4% - 8%
-  9% - 39%
-  110th Congressional Districts
-  Metropolitan Counties

Source of data: Centers for Medicare and Medicaid Services (CMS) data, as of September 2010.

Produced by: RUPRI Center for Rural Health Policy Analysis, 2009.
Cartography by: Nicole Vanosdel.

