







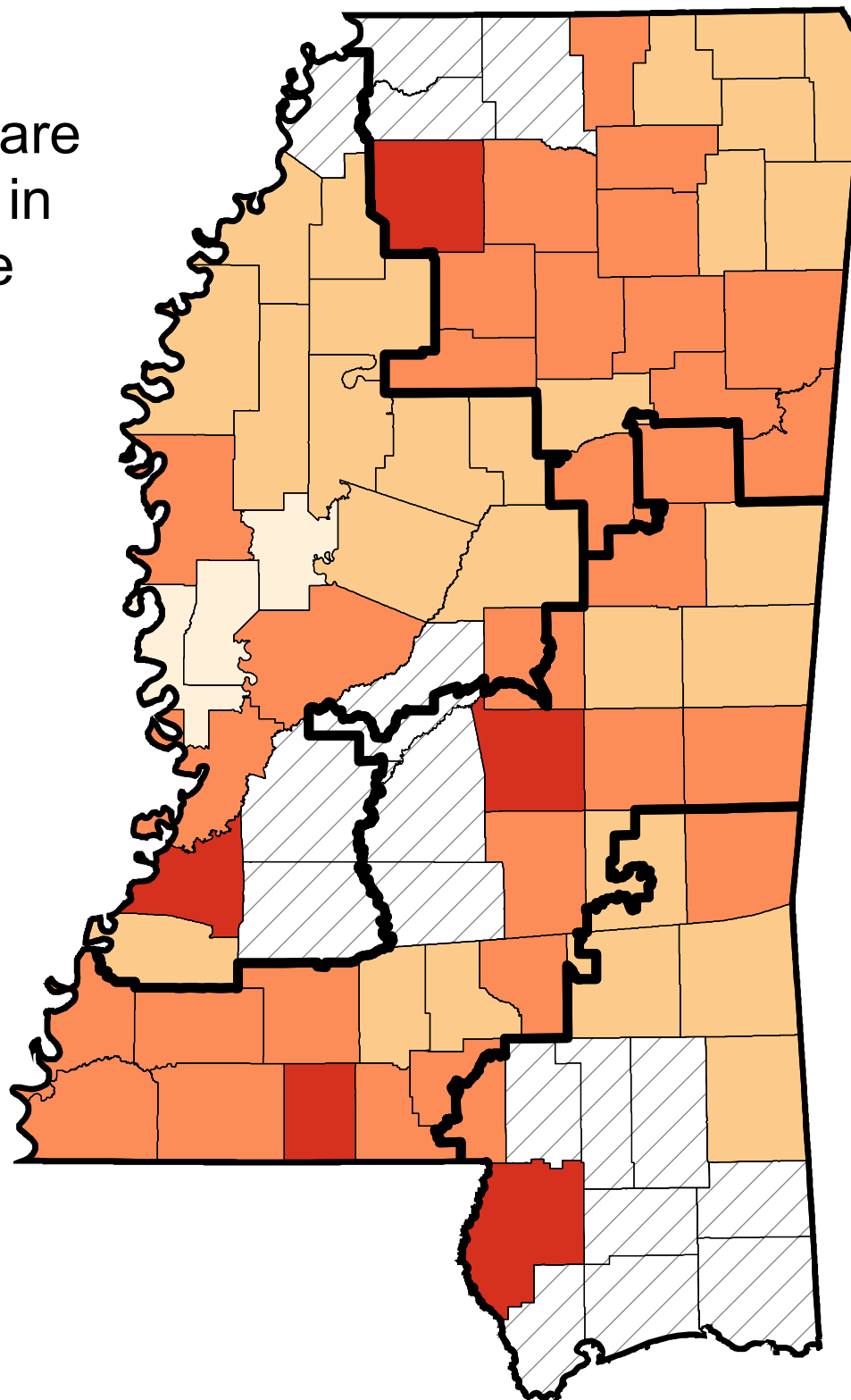
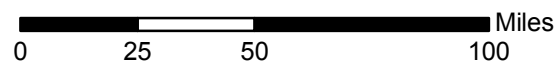
Percent of Eligible Nonmetropolitan Medicare Beneficiaries Enrolled in Medicare Advantage in Mississippi, September 2010

Percent Enrolled By County

-  No Enrollment
-  >0% - 5%
-  6% - 12%
-  13% - 57%
-  110th Congressional Districts
-  Metropolitan Counties

Source of data: Centers for Medicare and Medicaid Services (CMS) data, as of September 2010.

Produced by: RUPRI Center for Rural Health Policy Analysis, 2010.
Cartography by: Nicole Vanosdel.



Percent of Eligible Nonmetropolitan Medicare Beneficiaries Enrolled in Private Fee For Service in Mississippi, September 2010

Percent Enrolled By County

- No Enrollment
- >0% - 3%
- 4% - 8%
- 9% - 39%

110th Congressional Districts

Metropolitan Counties

Source of data: Centers for Medicare and Medicaid Services (CMS) data, as of September 2010.

Produced by: RUPRI Center for Rural Health Policy Analysis, 2010.
Cartography by: Nicole Vanosdel.

0 25 50 100 Miles

