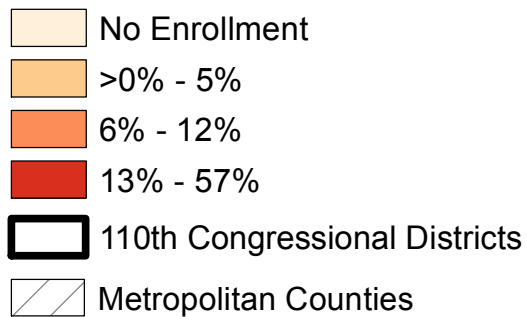


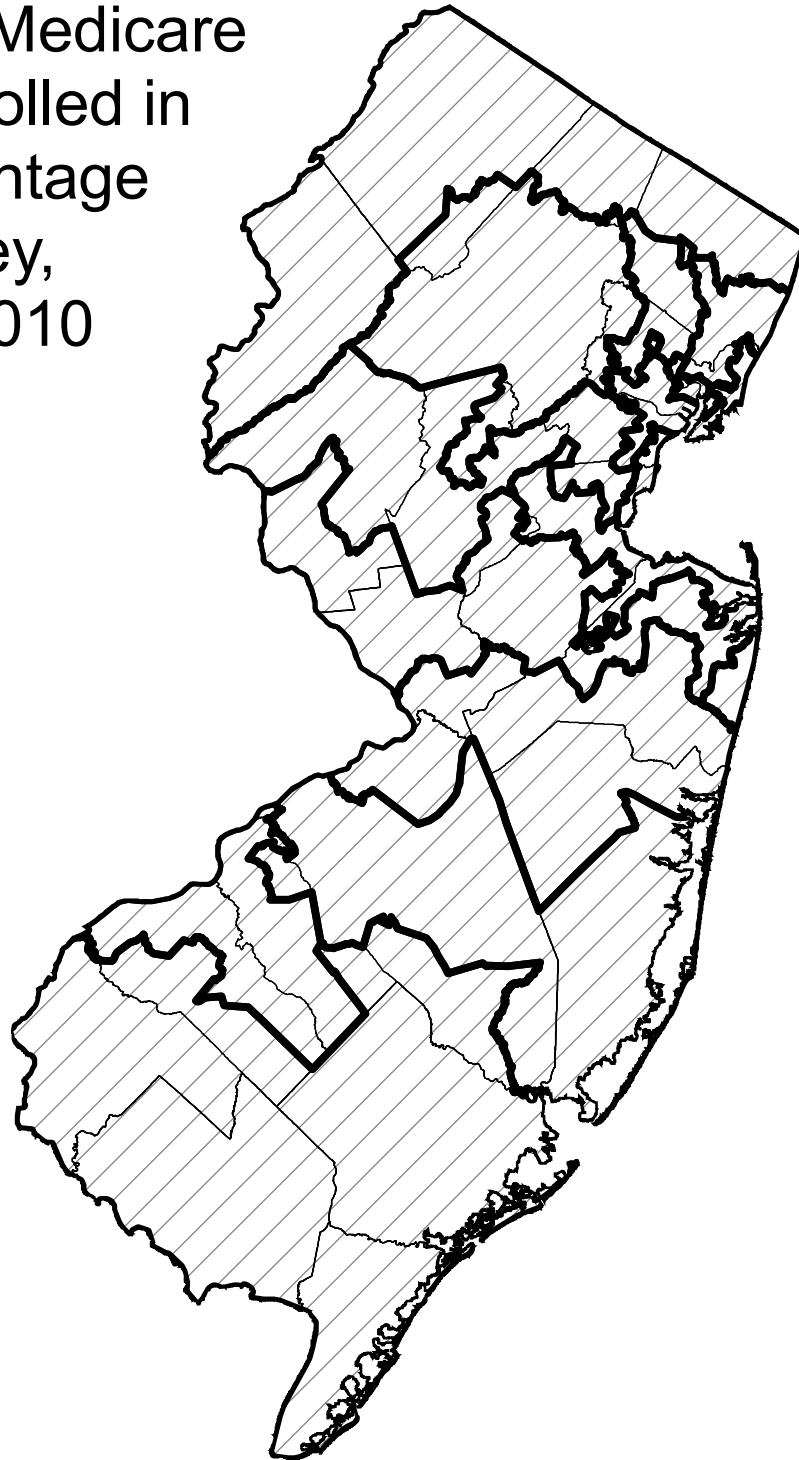
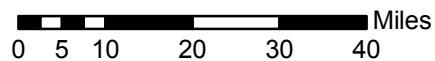
Percent of Eligible Medicare Beneficiaries Enrolled in Medicare Advantage in New Jersey, September 2010

Percent Enrolled By County



Source of data: Centers for Medicare and Medicaid Services (CMS) data, as of September 2010.

Produced by: RUPRI Center for Rural Health Policy Analysis, 2010.
Cartography by: Nicole Vanosdel.



Percent of Eligible Medicare Beneficiaries Enrolled in Private Fee For Service in New Jersey, September 2010

Percent Enrolled By County

- No Enrollment
- >0% - 3%
- 4% - 8%
- 9% - 39%

- 110th Congressional Districts
- Metropolitan Counties

Source of data: Centers for Medicare and Medicaid Services (CMS) data, as of September 2010.

Produced by: RUPRI Center for Rural Health Policy Analysis, 2010.
Cartography by: Nicole Vanosdel.

0 5 10 20 30 40 Miles

