

Percent of Eligible Nonmetropolitan Medicare Beneficiaries Enrolled in Medicare Advantage in New Mexico, September 2010

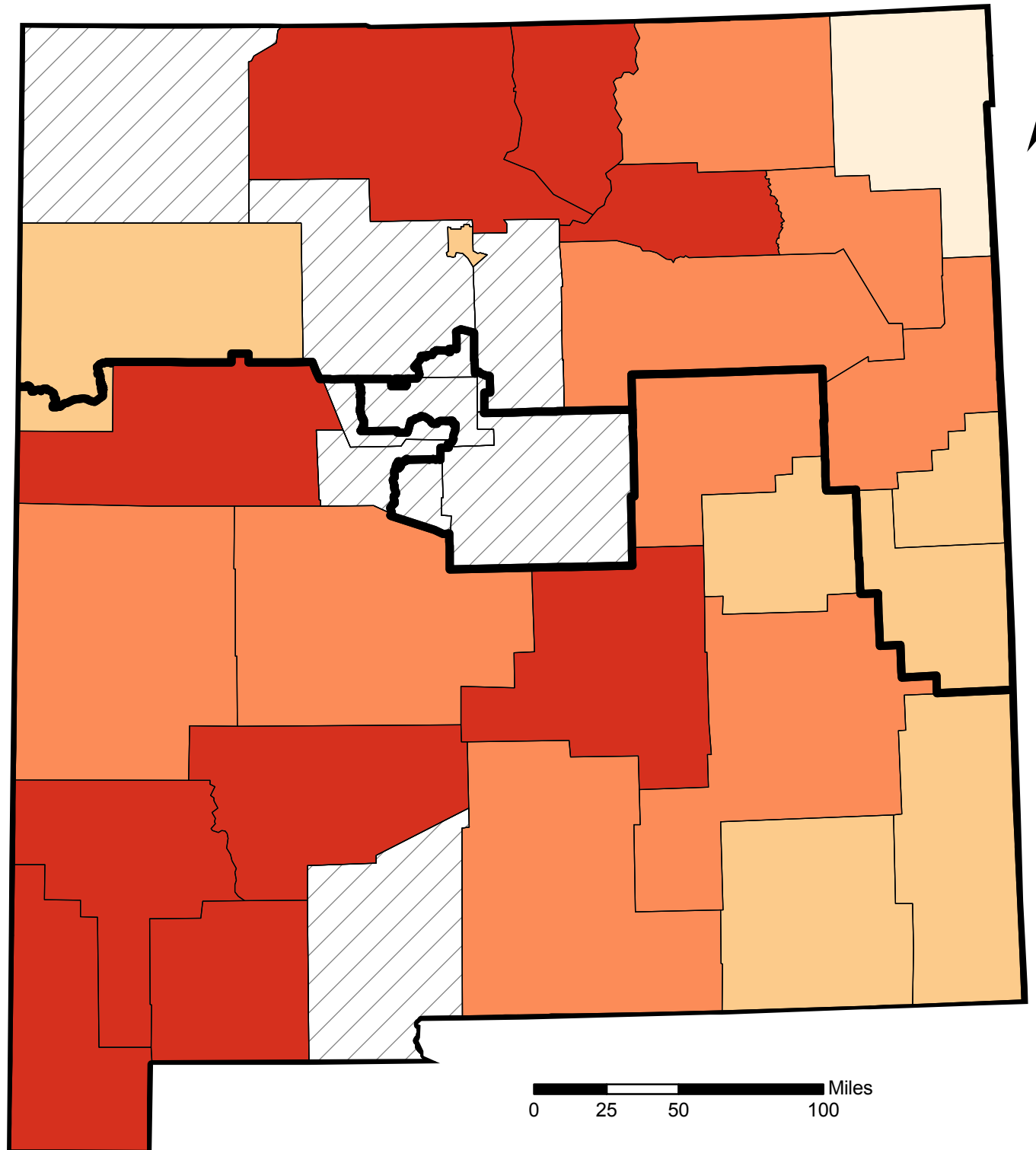
Percent Enrolled By County

- No Enrollment
- >0% - 5%
- 6% - 12%
- 13% - 57%

- 110th Congressional Districts
- Metropolitan Counties





Source of data: Centers for Medicare and Medicaid Services (CMS) data, as of September 2010.

Produced by: RUPRI Center for Rural Health Policy Analysis, 2010.
Cartography by: Nicole Vanosdel.



Percent of Eligible Nonmetropolitan Medicare Beneficiaries Enrolled in Private Fee For Service in New Mexico, September 2010

Percent Enrolled By County

-  No Enrollment
-  >0% - 3%
-  4% - 8%
-  9% - 39%

 110th Congressional Districts

 Metropolitan Counties

Source of data: Centers for Medicare and Medicaid Services (CMS) data, as of September 2010.

Produced by: RUPRI Center for Rural Health Policy Analysis, 2010.
Cartography by: Nicole Vanosdel.

