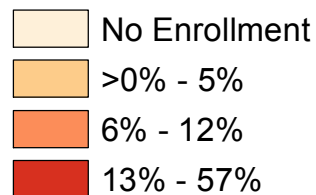


# Percent of Eligible Nonmetropolitan Medicare Beneficiaries Enrolled in Medicare Advantage in Nevada, September 2010

## Percent Enrolled By County

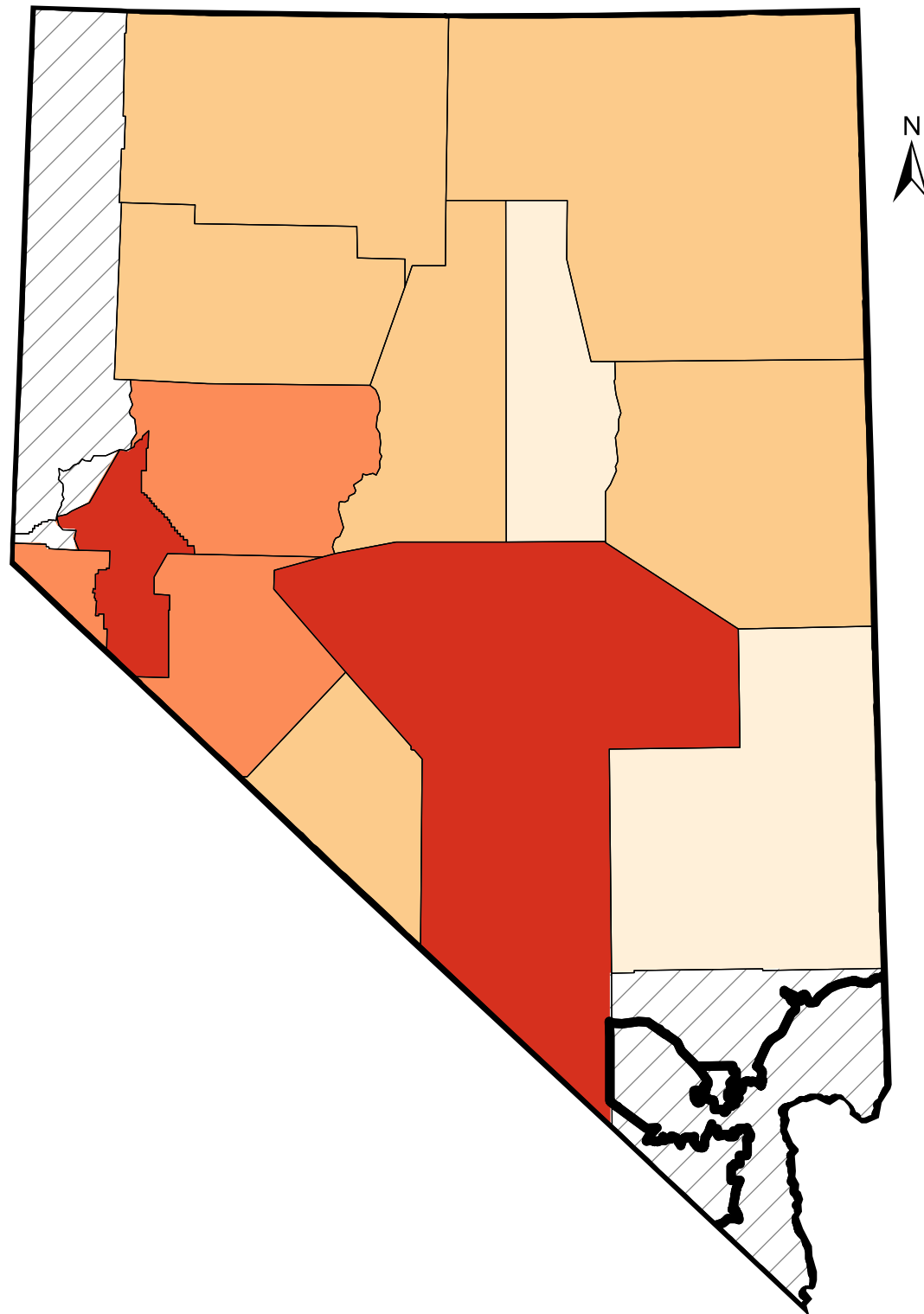
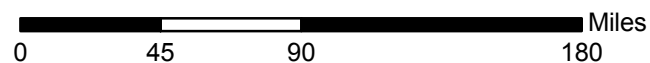


 110th Congressional Districts

 Metropolitan Counties

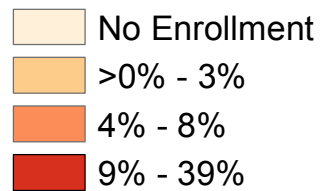
Source of data: Centers for Medicare and Medicaid Services (CMS) data, as of September 2010.

Produced by: RUPRI Center for Rural Health Policy Analysis, 2010.  
Cartography by: Nicole Vanosdel.



# Percent of Eligible Nonmetropolitan Medicare Beneficiaries Enrolled in Private Fee For Service in Nevada, September 2010

## Percent Enrolled By County



 110th Congressional Districts

 Metropolitan Counties

Source of data: Centers for Medicare and Medicaid Services (CMS) data, as of September 2010.

Produced by: RUPRI Center for Rural Health Policy Analysis, 2010.  
Cartography by: Nicole Vanosdel.

